



**D A V PUBLIC SCHOOL**

ISHWAR COLONY, BAWANA  
DELHI-110039

**SUMMER VACATION  
HOLIDAY HOMEWORK**

**CLASS : III**

**SESSION : 2025-26**





# HOLIDAY HOMEWORK

Keep your child's brain active over break  
without letting them know they're doing  
"Homework"

Ms. BIMLA RANA  
Principal





## **IMPORTANT TIPS FOR PARENTS AND STUDENTS**

- It's SUMMER TIME again. Time for strengthening family bond, tying threads of family tree, sharing joys and sorrows, having a good time together. Do shower your love and care on people you meet and get loads of blessings in return.
- Follow a routine.
- Start your day with yoga and exercises.
- Eat healthy and nutritious food.
- Help your family in household work.
- Enjoy indoor games.
- Take good care of your health and hygiene. Avoid heavy and oily food and increase intake of fresh fruits and water to keep yourself well hydrated and energetic.
- Use Holiday Homework as an opportunity to spend quality time together. Let your child take the lead and use his/ her imagination, creativity and knowledge to do the assigned task. The role of the parent is to be a facilitator and guide to steer the child in the right direction. He/ She will find his own destination. Original work of students will receive greater recognition and appreciation.
- 

**This way, you can make vacation more interesting and meaningful. We are certain that you will cooperate with us always in endeavour. I thank you all for your support.**

**STAY HEALTHY STAY SAFE.**

**Principal**

**D.A.V. Public School Bawana**

## Note:

- Make your ward complete the holiday homework as marks will be assigned for that.
- PT-2 Test will be conducted in the month of July. Kindly make your ward revise the syllabus and prepare well.
- Holiday's homework is also available at school's website.  
( [www.davpsbawana.com](http://www.davpsbawana.com) )
- Parents can download holiday's homework from there also.


Subject	Holiday Homework
English	<ul style="list-style-type: none"><li>• Create a <b>small booklet</b> about animals from zoo. Write one page about each animal: name, description, food, interesting facts. Add picture or drawing in it.</li><li>Or</li><li>• Create a <b>Mini- comic strip book</b>. Show an adventure that Minu and Dino go on. Add short dialogues or captions.</li><li>• Make <b>charts</b>: Roll no 1- 10 - Noun Roll no 11- 20 - Pronoun Roll no 21- 30 - Verb Roll no 31- 46 - Adjective</li></ul>
Hindi	<ul style="list-style-type: none"><li>• फ्लैश कार्ड:- रोल नंबर - 1 से 10 (5 - 5 विलोम शब्दों के फ्लैश कार्ड बनाएंगे) रोल नंबर - 11 से 20 (5-5 वचन बदलो के फ्लैश कार्ड बनाएंगे।) रोल नंबर - 21 से 30 (5- 5 लिंग बदलो के फ्लैश कार्ड बनाएंगे।) रोल नंबर - 31 से 42 (5- 5 पर्यायवाची शब्दों के फ्लैश कार्ड बनाएंगे।)</li><li>• सप्ताह में तीन बार सुलेख लिखें।</li><li>• पेड़ हमारे जीवन का आधार हैं।(दस पंक्तियाँ लिखिए)</li><li>• किन्हीं पांच राज्यों के त्योहार हैं एवं वहाँ के लोकप्रिय नृत्यों की सूची बनाइए।</li><li>• निम्नलिखित कहानियों की किताबों में से कोई एक पढ़ने का अभ्यास करें: क. अकबर और बीरबल ख. पंचतंत्र की कहानी ग. जंगल बुक</li><li>• कक्षा में करवाया गया पाठ्यक्रम याद कीजिए।</li></ul>

# Maths

1. Learn tables from 2 to 15

2. Project

❖ Roll no. (01-22) - Place value working model



❖ Roll no. (23-45) – Multiplication wheel



3. Do this in activity file.



With the help of measuring tape, measure the length of any 5 plants you see around.

Serial no.	Name of the plant	Measurement
1		
2		
3		
4		
5		

# Science

## Project: Magic leaf Drawing

Make an attractive greeting card using leaf designs. Materials required: a leaf, paper, crayons

### Method:

- Take a leaf and put it on a flat surface.
- Cover the leaf with piece of paper.

	<p>c) Gently rub the crayon on the paper over the leaf.</p> <p>d) Magically, a leaf will appear.</p> <p>e) Make innovative design to make the card.</p> <p>1. Plants are your friends. Adopt any plant in your surroundings. Give it a name you like. What are the ways you will take care of it?</p> <p>2. <b>World Environment Day</b> is celebrated on 5<sup>th</sup> June every year. Let us take a pledge to save our environment by discarding the use of plastic bags and replacing them with paper bags.</p> <p>Make a beautiful paper bag of your choice which you can use to carry different articles. Bring it to the class every day.</p> <p>3. Learn chapter 2 and 3</p>
<b>Social Science</b>	<ul style="list-style-type: none"> <li>• Make a thankyou card for a family member whom you want to thank.</li> <li>• Make a vibrant collage titled 'famous dresses of different states of India' (Use A3 size sheet)</li> </ul>
<b>नैतिक शिक्षा</b>	<ul style="list-style-type: none"> <li>• पढ़ो और लिखो</li> <li>• आर्य समाज के नियम लिखिए।</li> <li>• गायत्री मंत्र लिखिए।</li> </ul>
<b>Art</b>	Complete page no. 5 to 12 of step by step.
<b>G.K.</b>	Learn and write the question answers given below in G.K. notebook
<b>COMPUTER</b>	<p>Print the worksheet given below and paste it in computer notebook.</p> <p>Learn and write the answers.</p>

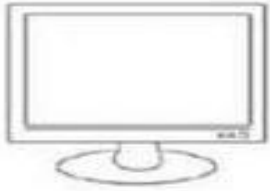
# Computer

## WORKSHEET-1

### Matching - Computer Parts



Directions: Identify and match each computer term.



1.

A. Keyboard



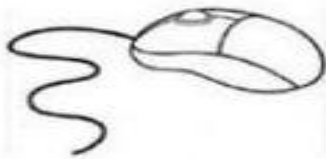
2.

B. Monitor



3.

C. Printer



4.

D. CPU



5.

E. Mouse



6.

F. Speakers

## WORKSHEET-2

### 1. Fill in the blanks with suitable Word:

printer      keyboard      speaker      CPU      pointing      monitor

- a. Computer ..... looks like television set.
- b. The ..... is the brain of the computer.
- c. Mouse is a ..... device.
- d. .... is used for typing text, numbers and special symbols.
- e. The ..... is used to listen to music.
- f. The ..... is used to print text, numbers and pictures on paper.

### 2. Write 'T' for true and 'F' for false statements:

- ☐ a. Keyboard is a typing device.
- ☐ b. Mouse is an input device.
- ☐ c. CPU is a pointing device.
- ☐ d. Printer is an output device.
- ☐ e. Monitor is an output device.
- ☐ f. Speaker is an output device.



## WORKSHEET-3

### CHOOSE THE CORRECT OPTION.

1. A type of computer
  - a. Desktop
  - b. Laptop
  - c. Both
2. Which one is called a pointing device?
  - a. Keyboard
  - b. Mouse
  - c. CPU
3. This key is used to type capital letters.
  - a. Caps lock
  - b. Enter
  - c. Spacebar
4. We use computer at .....
  - a. Home
  - b. School
  - c. Both
5. Click the \_\_\_\_ button to shut down the computer.
  - a. Start
  - b. control
  - c. Enter

## Worksheet-4

The \_\_\_\_\_ is used to produce sounds.



The \_\_\_\_\_ is used to type your information.



The \_\_\_\_\_ contains the computer's brain.



The \_\_\_\_\_ is used to open and close items on the screen.



The \_\_\_\_\_ is used to display text and images.



## G.K. QUESTIONS TO KNOW

Q.1 What is your name?

Ans. My name is \_\_\_\_\_.

Q.2 What is your Father's name?

Ans. My Father's name is Mr. \_\_\_\_\_.

Q.3 What is your Mother's name?

Ans. My Mother's name is Mrs. \_\_\_\_\_.

Q.4 How many members do you have in your family?

Ans. I have \_\_\_\_\_ members in my family.

Q.5 How old are you?

Ans. I am \_\_\_\_\_ years old.

Q.6 Where do you live?

Ans. I live in .....

Q.7 In which class do you study?

Ans. I study in class \_\_\_\_\_.

Q.8 In which school do you study?

Ans. I study in D.A.V Public School, Bawana.

Q.9 Who is your class teacher?

Ans. Ms. \_\_\_\_\_ is my class teacher.

Q.10 What is the name of your principal?

Ans. My Principal's name is Mrs Bimla Rana.

Q.11 What does your Father do ?

Ans. My Father is a \_\_\_\_\_.

Q.12 What does your mother do?

Ans. My Mother is a \_\_\_\_\_.

Q.13 How many siblings do you have ?

Ans. I have \_\_\_\_\_ siblings.

Q.14 What is the name of our National Fruit ?

Ans. The name of our National fruit is Mango.

Q.15 What is the name of our National Bird?

Ans. The name of our National Bird is Peacock.

Q.16 What is the name of our National Flower?

Ans. The name of our National Flower is Lotus.

Q.17 What is the name of our National Animal?

Ans. The name of our National Animal is Tiger.

Q.18 What is the name of our National Anthem?

Ans. The name of our National Anthem is Jana, Gana, Mana .

Q.19. How many sense organs do we have ?

Ans. We have five sense organs.

Q.20 How does eyes help us ?

Ans. Eyes help us to see.

Q.21 How are you ?

Ans. I am fine .Thank you.

Q.22 In which Country do you live?

Ans. I live in India.

Q.23What is the Capital of India?

Ans. New Delhi is the Capital of India.

Q.24 How many states are there in India?

Ans. There are 28 states in India .

Q.25 In which state do you live?

Ans. I live in Delhi.

Q.26 What is the capital of Haryana ?

Ans. Chandigarh is the capital of Haryana and Punjab also.



Q.27 Which city is known as the Pink city?

Ans. Jaipur is known as the Pink city.

Q.28 On which day India got independence ?

Ans. India got independence on 15 August 1947.

Q.29 On which day India became a Republic?

Ans. India became a Republic on 26 January 1950.

Q.30 Who was the First Prime Minister of India?

Ans. Pandit Jawahar Lal Nehru was the first Prime Minister of India.

Q.31 How many continents are there in the world?

Ans. There are 7 continents in the world.

Q.32 How many oceans are there in the World?

Ans. There are 5 oceans in the World.

Q.33 Which is the largest ocean in the world ?

Ans. Pacific Ocean is the largest ocean in the world.

Q.34 Which is the smallest ocean in the world?

Ans. Arctic Ocean is the smallest ocean in the world.

Q.35 Which ocean is also a name of a country?


Ans. Indian ocean is also the name of a country .

Q.36 Which is the smallest country in the world?

Ans. Vatican City is the smallest country in the world.

Q.37 Who invented Radio?

Ans. G. Marconi invented Radio.



All work without  
play made jack a dull  
boy, it's your time to  
go and play. Have a  
relaxing and playful  
summer.